









# Get Ready for the Digital PSAT/NMSQT<sup>TM</sup> and PSAT 8/9<sup>TM</sup>

International Updates



# What You'll Learn



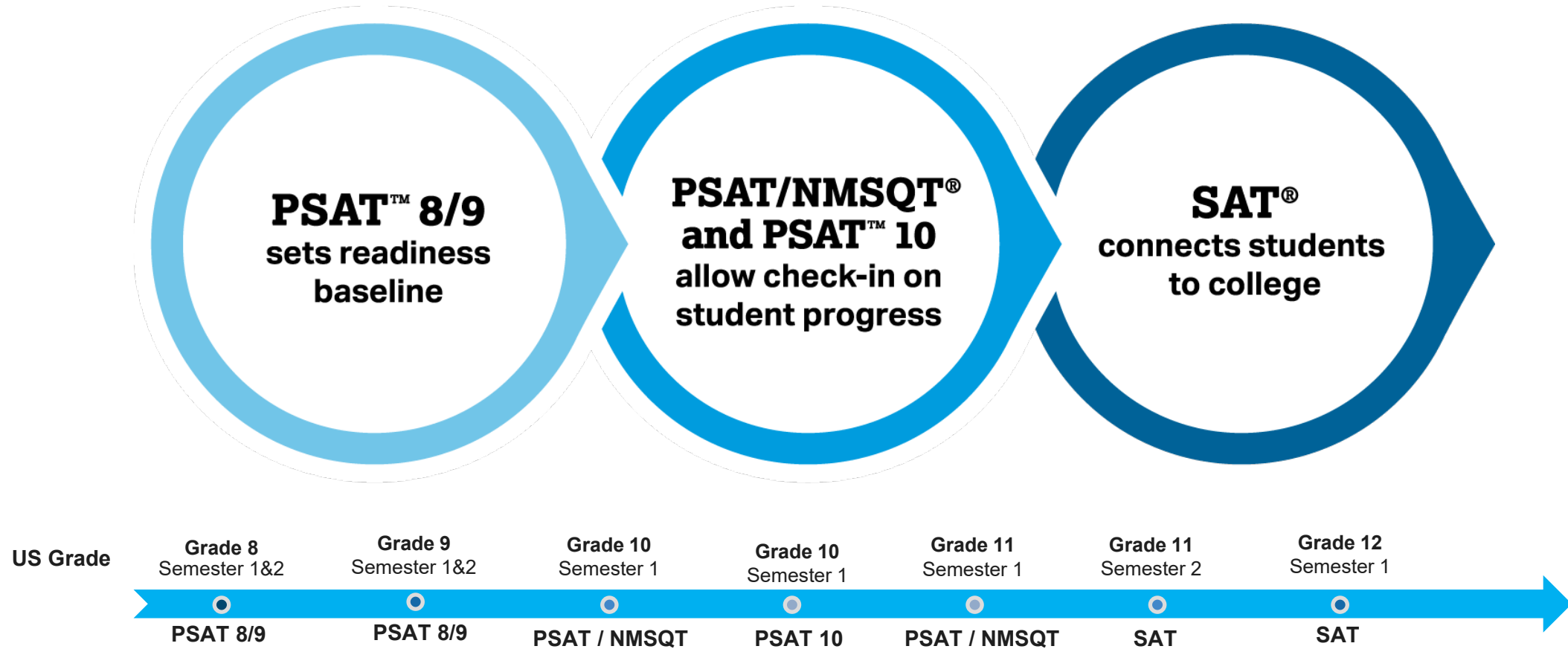
-  What are PSAT-related exams?  
Why PSAT-related exams?
-  Understanding the Digital PSAT/NMSQT & PSAT 8/9
-  Digital Administration Planning & Policy Updates
-  Accommodations
-  Timelines & Resources
-  Q&A



**What are PSAT-related exams?**

**Why PSAT-related exams?**

# The SAT<sup>®</sup> Suite of Assessments



# Why PSAT-related exams?

## Benefits for Students and Schools

### PSAT exams are the Best Way to Get Ready for SAT

The PSAT-related exams and the SAT are administered on the same testing application, Bluebook.



### The PSAT exams will be Easier to Take, Easier to Give

By transitioning to digital, the PSAT exams will be shorter, and coordinator will no longer need to ship back the test.



### New to College Board programs? Start with PSAT

PSAT is a cost-effective way for students to practice for the SAT while providing your school with longitudinal data.



### PSAT exams can Help Grow Your AP program

AP Potential is a free, online tool that allows schools to generate rosters of students who are likely to score a 3 or higher on a given AP® Exam based on their performance on the PSAT-related exams.



# Understanding the Digital PSAT/NMSQT and PSAT 8/9

# Digital SAT Suite: What's staying the same?



The digital SAT Suite will continue to measure the knowledge and skills that **matter most for college and career readiness**



The digital SAT Suite will keep **the same scoring scale**



The digital SAT Suite will still be **administered in a school or in a test center** with a proctor present (not at home)



Students will still have **free, world-class practice resources**



Students will continue to connect directly to **scholarships**



**All students will be supported**, including those who receive accommodations on test day

# Digital SAT Suite: What's changing?



Taken on a laptop, tablet, iPad, desktop computer or school-managed Chromebook



About 2 hours instead of 3, with more time per question



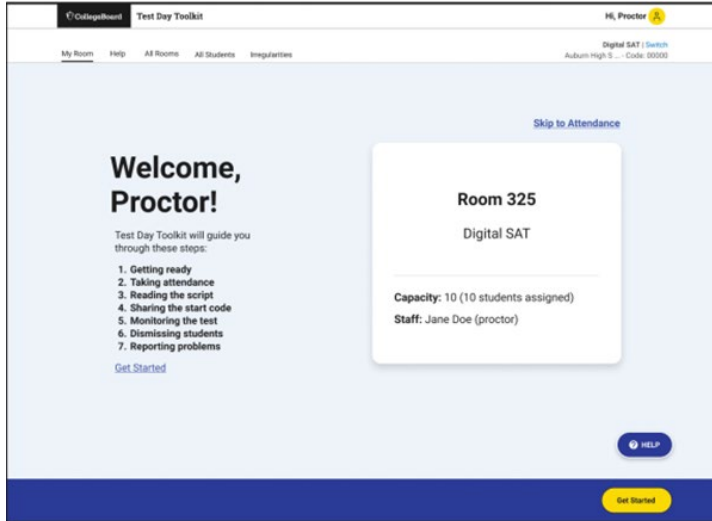
Shorter reading passages



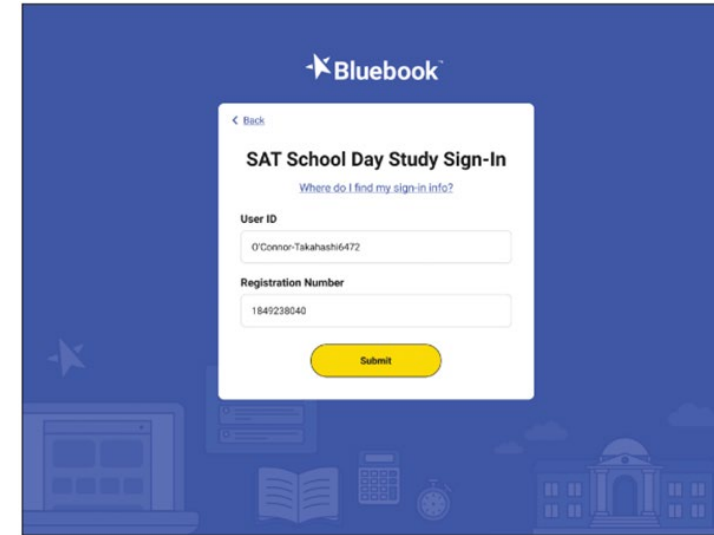
A built-in calculator is allowed on the entire math section



# Digital Testing Platform



Test Day Toolkit



Bluebook

The College Board test administration platform is made up of two pieces, Test Day Toolkit and Bluebook.

---

# More Options to Support Schools

**Digital  
PSAT / NMSQT  
PSAT 8/9**

**Testing Window:  
October 2-31**

**Digital  
PSAT 8/9  
PSAT 10**

**Testing Window:  
March 4 – April 26**

# Digital Administration Planning and Policy Updates

# SSOR Ordering – What's New?



Access to SSOR will be provisioned using the Manage Access Tool.



School ordering is available.



School will be provided with an estimated cost when they place an order.



Schools will **NOT** be invoiced based on orders.



All Schools need a code to access the Managing Access Tool



# SSOR Registration



- Staff *uploading registration files* need to be assigned the **SAT Suite Data Coordinator** role.
- Staff *reviewing and validating registration data* need to be assigned the **SAT Suite Registration** role.



Registration file layouts will be available in June.



SAT Suite Ordering and Registration – Registration will open at the end of August. On-demand modules and webinars on Registration will be provided in mid-August.

Registration is  
**REQUIRED**  
for all students to  
test



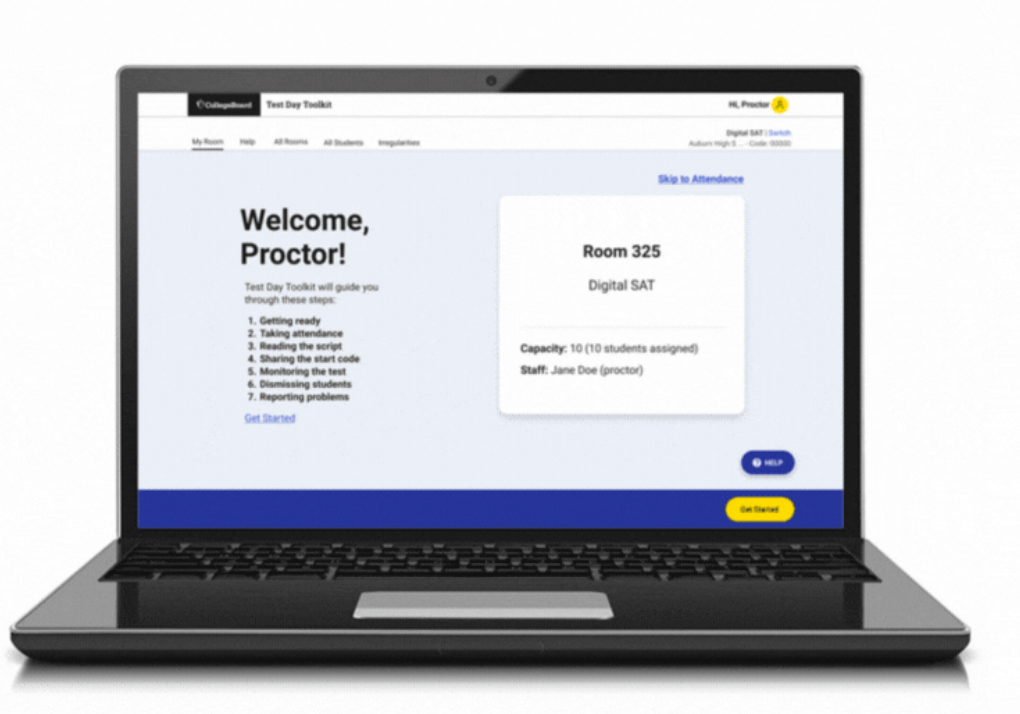
# Key Digital Administration Steps

Action	Description	Timing
Ordering	Identify the assessments and grade levels you will be offering, when you plan to begin testing, and key staff	March - August
Registration	Submit a digital file of test taker information which will be used to deliver test packages and accommodations	September - October
Training	Complete training for test coordinators and other staff	September - October
Digital Readiness	Ensure Bluebook is installed properly, check devices, and complete exam set-up, etc.	September - October
Administration	Administer assessments based on your testing schedule	October
Scores/Reports	Share scores and reports with students and families	November

# Digital PSAT / NMSQT and PSAT 8/9 Fall Deadlines By Testing Week

SSD Request 7 weeks	Submit Order 5 weeks	Submit Initial Registration File 4 weeks	Validate Registration 3 weeks	Digital Readiness Check 2 weeks	Intended Testing Week	K-12 Score Release	Student Score Release
Aug 14	Aug 28	Sept 5	Sept 11	Sept 18	Oct 2-6	Nov 2	Nov 6
Aug 21	Sept 5	Sept 11	Sept 18	Sept 25	Oct 9-14		
Aug 28	Sept 11	Sept 18	Sept 25	Oct 2	Oct 16-20	Nov 14	Nov 16
Sept 5	Sept 18	Sept 25	Oct 2	Oct 9	Oct 23-27 Oct 30-31		

# Administering the Digital SAT Suite of Assessments

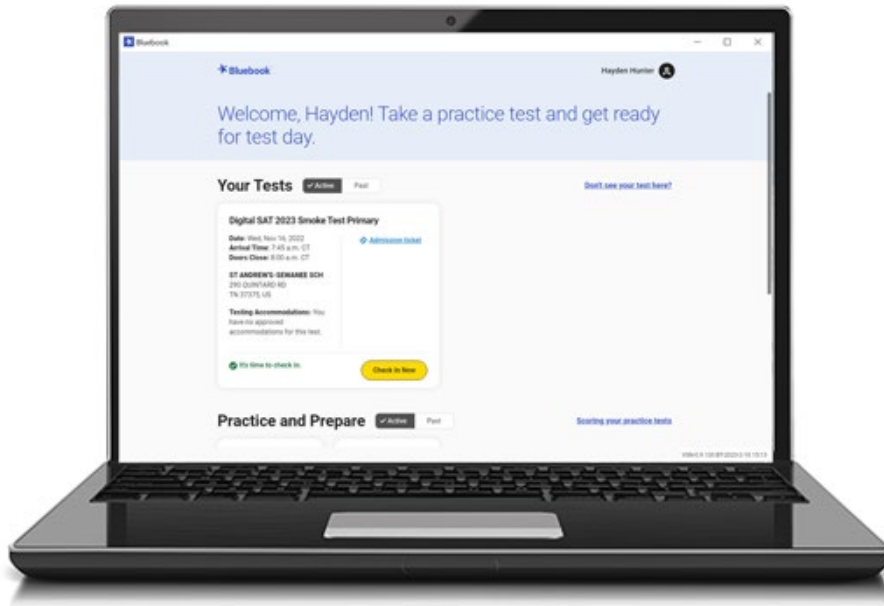


- Test Day Toolkit plays a large role in administering the digital SAT Suite of Assessments.
- Features include:
  - A guided experience for room setup and a short proctor script
  - The code students need to start the test
  - A dashboard for monitoring student testing
- Testing staff can access Test Day Toolkit using any device that connects to the internet.



# Taking the Digital SAT Suite of Assessments

Students will test on College Board's new testing app, Bluebook



[bluebook.collegeboard.org](https://bluebook.collegeboard.org)

- The Bluebook app should be installed on devices being used for testing before testing begins.
- Testing can be completed using the following devices:
  - Windows laptops, tablets or desktops
  - Mac laptops
  - iPads
  - School-managed Chromebooks

# Universal Testing Tools

The screenshot displays two overlapping windows. The top window is a 'Math Reference Sheet' for 'Section 1, Module 1'. It includes formulas for the area of a circle ( $A = \pi r^2$ ,  $C = 2\pi r$ ), a rectangle ( $A = \ell w$ ), a triangle ( $A = \frac{1}{2}bh$ ), a right triangle ( $c^2 = a^2 + b^2$ ), and 'Special Right Triangles' with their respective side ratios. The bottom window is a 'Calculator' with a coordinate plane. The x-axis ranges from -10 to 10, and the y-axis ranges from -5 to 5. A graph of a parabola is visible, with the equation  $y = x^2 - 2x + 2$  and a point  $(2, 2)$  marked. A timer at the top left shows 0:10.

**Built-in graphing calculator & reference sheets**


The screenshot shows a question interface with a timer at 35:00. Question 1 asks: 'If  $f(x) = x + 7$  and  $g(x) = 7x$ , what is the value of  $4f(2) - g(2)$ ?' A red flag icon is visible next to the question number. Question 7 asks: 'Sculptor Ruth Asawa's works have been widely \_\_\_\_\_. Critics have raved about her public fountains in San Francisco, for example, and her intricate loop-wire sculptures—which combine basket-weaving techniques she learned in Mexico City with modernist and abstract expressionist styles—are regarded as masterpieces. Which choice completes the text with the most logical and precise word or phrase?' The answer choices are (A) commended, (B) collected, (C) refused, and (D) limited. A 'Section 1, Module 1: Reading and Writing Questions' review window is open, showing a grid of question numbers 1 through 14. Question 7 is highlighted in red. A 'Go to Review Page' button is at the bottom of the review window. The current question is identified as 'Question 7 of 14'.

**Flag and review**

The screenshot shows a reading passage with a question. The passage text is: 'In recommending Bao Phi's collection *Sóng I Sing*, a librarian noted that pieces by the spoken-word poet don't lose their \_\_\_\_\_ nature when printed; the language has the same pleasant musical quality on the page as it does when performed by Phi.' The question asks: 'Which choice completes the text with the most logical and precise word or phrase?' The answer choices are (A) scholarly, (B) melodic, and (C) jarring. A 'New Annotation' bar is visible, showing the text 'pieces by the spoken-word poet... \_\_\_\_\_ nature when printed: t' with a 'CLOSE' button. Below the passage, there are options for 'Highlight Color' (yellow) and 'Underline style' (underline). A 'Full annotation tools' banner is overlaid on the right. A 'Hideable test timer' banner is overlaid on the bottom right, showing a timer at 35:00 and a 'Hide' button. The timer is shown in a dark grey box with a calculator icon.

**Full annotation tools**

**Hideable test timer**



---

# Digital Readiness Check

## Purpose of the Digital Readiness Check:

- ✓ Ensure devices being used for testing meet technical requirements
- ✓ Ensure Bluebook is installed correctly
- ✓ Complete Exam Set-Up process
  - ✓ Review of test taker rules
  - ✓ Includes providing optional test taker information
  - ✓ Opt-in to BigFuture School and Connections
- ✓ Complete Test Preview
  - ✓ Explore universal tools
  - ✓ Answer sample questions

# Testing Policy Updates: Start Times & Devices

## Testing Start Times

- Testing may begin at any time during the school day however, it be completed by the end of the regular school day.
- Testing cannot be paused for standard test takers, so testing should occur before or after lunch.
- Staggering start times can help alleviate congestion in the hallway or restrooms.

## Devices

- May be used by more than one student for testing.
- Ensure devices can be charged if being used more than once on the same school day.
- If your district does not allow apps to auto-update, have a plan to ensure the Bluebook application is updated prior to testing.

# Testing Policy Updates: Testing Rooms & Assignments

## Testing Rooms

- Each testing room must have a wall clock that is easily visible to all students.
- Spacing and desk requirements remain the same.
- Computer labs may be used.
- Auditoriums with theatre style seating may be used.

## Room Assignments

- Testing staff will be assigned to rooms by the test coordinator in Test Day Toolkit.
- Students are not required to be pre-assigned to a testing room, but assignments are recommended.
- Students should be assigned to test rooms based on assessment, testing time, and other accommodations.
- Students that are re-testing should be assigned to a separate room.

# Accommodations



# Requesting Accommodations

- **NEW:** Starting in Fall 2023, accommodations for PSAT 8/9 must be requested and approved by College Board's SSD Online system.
- For students who've already been approved by SSD for accommodations there's no need to re-request accommodations.

***Reminder:** Plan to submit accommodations requests at least 7 weeks prior to the week you intend to begin testing*

# Accommodations Request Approval

1

New requests for accommodations for SAT, PSAT 10, PSAT8/9 or AP are submitted by the school's **designated SSD coordinator** in the College Board online system, **SSD Online and must be approved by SSD by test day.**

2

Once approved, students remain approved for College Board–approved accommodations for **all** other College Board assessments. The accommodations needed by a student may differ due to the digital nature of the test.

3

If a student **needs different accommodations** for the digital test than for paper/pencil test, the **SSD coordinator** can make a change request in SSD Online.



---

# Supports for English Language Learners

**Provided for the digital PSAT 8/9, PSAT10 and SAT School Day**

## **Translated Test Directions**

- Translated test directions are in PDF format and must be printed by the school ahead of test day.
- Translated test directions can be provided orally by an approved translator to the student in languages not available in PDF format.

## **Approved Bilingual Dictionaries**

- An updated list of approved dictionaries will be posted online by mid-June.

## **Extended Time (50%)**

- Although not an accommodation, students must request extended time in SSD Online
- Students will be automatically approved, and no documentation will be required.
- Must be entered in SSD Online each academic year.

**You're All Finished!**



Congratulations on completing a full-length SAT practice test. Your scores will be available shortly on **My SAT**.

[View Your Score](#)

## Reminders

- Students testing with **assistive technology**, such as a screen reader or dictation, will require configuration.
- Students should be encouraged to **practice** taking the digital assessments with their approved accommodations. Practice is currently available through Bluebook.

# Digital SAT Suite School Resource Center

# A Centralized Resource for Communication Materials

Ready-to-use, customizable PowerPoints, flyers, videos and more

Visit: [satsuite.org/school-resources](https://satsuite.org/school-resources)

The screenshot shows the 'School and District Resource Center' page on the SAT Suite of Assessments website. The page features a blue header with the title 'School and District Resource Center'. Below the header, there is a paragraph of introductory text: 'We've put together this collection of resources to help you and your staff as you prepare for and communicate with students and caregivers about the digital SAT Suite of Assessments. Below you'll find ready-to-use and customizable resources including PowerPoints, handouts, videos, and more. More resources will be added, so check back periodically.' Underneath, there is a section titled 'For Students' with the text 'Use these resources to help students know what to expect and what's in it for them.' This section contains three resource cards: two video cards titled 'What to expect with the digital PSAT 8/9' (02:31) and 'What to expect with the digital PSAT/NMSQT' (02:45), and one download card titled 'Printable Student Posters'.

This section of the website is divided into three categories: 'For Parents and Caregivers', 'For Staff', and 'For Staff'. Each category has a heading and a brief description of the resources available. Under 'For Parents and Caregivers', there are three download cards: 'Principal to Parent Email Templates', 'Website Copy Templates', and 'Flyers'. Under 'For Staff', there are two download cards: 'PSAT 8/9 and PSAT/NMSQT Flyers' and 'BigFuture School Flyer'. Each card includes a brief description of the resource and a download icon.

# “Off-the-shelf” materials for PSAT/NMSQT

## Flyers, Poster, and Video

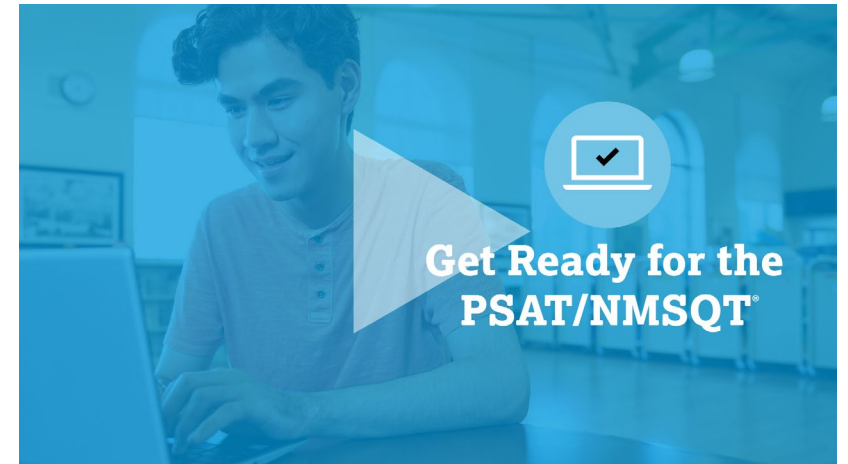
### Flyers



### Poster



### Video



[satsuite.org/school-resources](https://satsuite.org/school-resources)

# “Off-the-shelf” materials for PSAT 8/9

## Flyers, Poster, and Videos

### Flyers

**PSAT 8/9**

**An Educator's Guide to the PSAT 8/9**

**PSAT 8/9**

**Their Head Start Starts Here**

**PSAT 8/9**

**Su ventaja empieza aquí**

### Poster

**PSAT 8/9**

## Your Head Start Starts Here

- Understand the skills you already have and what to improve.
- Get your AP<sup>®</sup> course recommendations.
- Explore career options that match your interests.

Find your pat<sup>™</sup> PSAT 8-9 Student Poster.pdf

### Video

**Get Ready for the Digital PSAT<sup>™</sup> 8/9**

[satsuite.org/school-resources](https://satsuite.org/school-resources)

# Communications Templates

## Communication templates for the digital PSAT 8/9 and PSAT/NMSQT

### Website Copy

PSAT/NMSQT CollegeBoard

### Website Copy Template

Use this customizable website copy template to inform students and families about your upcoming PSAT 8/9 administration, the benefits for students, and what they and their families should know about the transition to digital. Remember to update the bold copy with important details specific to your administration before posting to your school's website.

**PSAT 8/9**

### Website Copy Template

Use this customizable website copy template to inform students and families about your upcoming PSAT 8/9 administration, the benefits for students, and what they and their families should know about the transition to digital. Remember to update the bold copy with important details specific to your administration before posting to your school's website.

**PSAT 8/9**

As part of our college and career readiness efforts at [Insert School Name], we strive to set all students up for success. That's why we're offering the PSAT™ 8/9—the first test in the SAT® Suite of Assessments—to our [insert grade] students. Results from the PSAT 8/9 help us establish a baseline for each student as they start their high school journey. The results help us focus classroom instruction and support our students' growth.

Taking the PSAT 8/9 can also help our students to:

- Know where they are and where they want to go.
- Find out what AP® courses they're ready to take.
- Explore college and career options.

This [fall/spring], the PSAT 8/9 will be administered in a new digital format that will provide an overall easier testing experience for students.

Our students will take the PSAT 8/9 on [date or range of dates] using [their own school-issued device or on a device provided to them that day] and scores will be available mid-November.

For questions about the PSAT 8/9, please contact [insert contact information].

### Email Templates

PSAT/NMSQT CollegeBoard

### Parent Email Template

Use this customizable email template to let parents know about your upcoming Preliminary SAT/N (PSAT/NMSQT) administration, the benefits for students, and what parents should know about the transition to digital. Remember to update the bold copy with important details specific to your administration before copying and sending the email.

**PSAT 8/9**

### Parent Email Template

Use this customizable email template to let parents know about your upcoming PSAT 8/9 administration, the benefits for students, and what parents should know about the transition to digital. Remember to update the bold copy with important details specific to your administration before copying and sending the email.

**PSAT 8/9**

As part of our college and career readiness efforts at [Insert School Name], we strive to set all students up for success. That's why we're offering the PSAT™ 8/9—the first test in the SAT® Suite of Assessments—to our [insert grade] students. Results from this assessment help us establish a baseline for each student as they start their high school journey. The results help us focus classroom instruction and support your child's growth.

Taking the PSAT 8/9 can also help your child to:

- Know where they are and where they want to go.
- Find out what AP® courses they're ready to take.
- Explore college and career options.

This [fall/spring], the PSAT 8/9 will be administered in a new digital format that will provide an overall easier testing experience for students.

Your child will take the PSAT 8/9 on [date or range of dates] using [their own school-issued device or on a device provided to them that day] and scores will be released in mid-November.

If you or your child have questions about the PSAT 8/9, please reach out to me or your child's counselor—we can help!

### PowerPoint Slides

SAT Suite



## What you need to know about the digital SAT Suite of Assessments

[satsuite.org/school-resources](https://satsuite.org/school-resources)



# Next Steps



---

# What to expect next

**Spring  
2023**

- ✓ Order assessments for the 23-24 academic year
- ✓ Complete accommodations requests

**Late  
Summer  
Early Fall  
2023**

- ✓ Registration Launches
- ✓ Training becomes available
- ✓ Digital SAT Suite Resource Center updates

**Fall 2023**

- ✓ Readiness activities for digital testing
- ✓ Administration of digital assessments
- ✓ PSAT/NMSQT and PSAT 8/9 scores released

**Spring  
2024**

- ✓ **All assessments will be digital—  
PSAT 8/9, PSAT 10, PSAT/NMSQT**

# Thank You